

ATCO

SERVICE BRANCHES

Lit. M. 290 H.

LONDON

Albert Road North
Reigate, Surrey
Telephone:
Reigate 45731-2-3-4-5

NEWMARKET (Suffolk)

176 Exning Road
Telephone:
Newmarket 2539, 2632

READING (Berks.)

Boulton Road
Telephone:
Reading 84258-9

BIRMINGHAM (Warks.)

1210 Stratford Road
Hall Green
Telephone:
Springfield 6256-7

CHEPSTOW (Mon.)

Castleford, Tutshill
Telephone:
Chepstow 2732, 2114

SCOTLAND

Industrial Estate,
Larkhall, Lanarkshire
Telephone:
Larkhall 370, 371

PRESTON (Lancs.)

The Grove, School Lane
Longton, Nr. Preston
Telephone:
Longton 2451-2-3

SHEFFIELD (Yorks.)

Rotherham Road
Eckington
Telephone:
Eckington 2373-4

N. IRELAND

Stanley Harvey & Co. Ltd.
Clarence Street West
Belfast
Tel: Belfast 31057-9 (3 lines)

DARLINGTON

(Co. Durham)
McMullen Road
Telephone:
Darlington 2671, 66939

EXETER (Devon)

Marsh Green Road
Marsh Barton
Telephone:
Exeter 73882, 54017

EIRE

Irish Atco Limited
16-18 Orwell Road
Rathgar, Dublin
Tel: Dublin 907122

Terms of Business: Prices and specifications are subject to alteration without notice and, in the Home Market, our goods are sold subject to our Terms of Business as quoted in our Price Lists.

CHARLES H. PUGH LIMITED

P.O. Box No. 256


ATCO WORKS · TILTON ROAD · BIRMINGHAM 9

England

Telephone: VICTORIA 2524 (4 lines)

Telegrams: Accuracy, Birmingham

Available from—



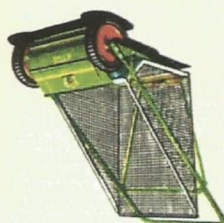
By Appointment
To Her Majesty the Queen

Motor Mower Manufacturers
Charles H. Pugh Ltd.

A guide to the Range of—


ATCO MOWERS

In this folder are brief details about Atco's complete range but should fuller information be required concerning any particular model, separate literature about it is always available upon request to your Stockist or the Manufacturer. All Atcos are easy to handle and simple to use; that is why an ever-growing number of lady users find pleasure in the routine mowing with the family Atco, including the wider models which cost very little more but show such big savings in time. Your supplier or in the case of difficulty, the Manufacturer, will be pleased to give advice on the selection of the most suitable Atco for your needs.



4 Garden Sweeper

Providing a 20-inch sweeping swath, this sweeper has a useful all-the-year-round function. Its main feature is the 'East-Tip' high-angle delivery catcher—straight into the barrow or truck—no double handling of contents.



3 Side or Swivel Front Roller

Standard full width front rollers are suitable for most conditions, but in countries Overseas, coarser or longer grass and less frequent mowing may call for Side or Swivel Front Rollers. The former is designed for the 12-inch and 14-inch models only, while the Swivel Front Rollers are available for all other roller type Atcos. Both types are fully adjustable for height and designed for use with the five or six bladed cutter. Available for special Overseas conditions are nine bladed cutters, as an optional extra, for use on turf or exceptionally fine grass species. (Side front rollers not illustrated).



2 Mower Carrier

For use where the Atco has to be moved over rough ground or any irregular surface. Fitted with rubber tyres.



1 Lawn Edge Trimmer

Light and well balanced, the Atco Lawn Edge Trimmer keeps the lawn edges as trim and smart as the lawn itself.

ACCESSORIES

MOWERS

ATCO

Printed in England

250MH 10MX 10/63 Forman of Nottingham

ATCO

's range of mowers for 1964!

New 12-inch Hand Mower.

Cutting Cylinder: Running on ball bearings in sealed, grease packed bearing housings. 12-inch width, 6 blades, specialised Atco quality and construction. Simple screwdriver adjustment. Transmission: By highest quality roller chains and steel chainwheels. Totally enclosed. Rear Roller: Two-piece with independent drive to each section. Freewheels for drawing machine back easily. Front Rollers: Adjustment by single hand wheel.

PRICE £12 0 0.

12-inch and 14-inch Models.

Engine: Sturdy 4-stroke. Air-cooled by fan and cowl. Starter: Recoil. Clutch: Fitted with 2 tough friction discs. Rear Roller: One-piece. Roller Drive Release: For power to cutters only. Cutting Cylinder: 12-inch and 14-inch widths, 5 blades, 74 cuts per yard. Front Rollers: Hardwood. Wing adjusting nuts, Scraper bar. Weight: 12-inch, 71 lb.; 14-inch, 83 lb. Tank Capacity: 2½ pints. Fuel Consumption: ¼ to ½ pint per hour approx.

PRICES 12-inch £27 15 0. 14-inch £32 0 0.

14-inch, 17-inch and 20-inch Battery-Electric Models.

Motor: Electric G.E.C. Battery: 12-volt/8-volt. Charger: Built-in. Two types available, 200/250 volt or 100/120 volt; off A.C. supply. 2-speed control: Rear Roller: 14-inch, One-piece; 17-inch and 20-inch, Two-piece with independent drive to each section. Roller Drive Release: For power to cutters only. Cutting Cylinder: 14-inch, 17-inch and 20-inch widths, 5 blades, 74 cuts per yard. Front Rollers: Hardwood. Wing adjusting nuts, Scraper bar. Weight: 14-inch, 100 lb.; 17-inch, 110 lb.; 20-inch, 128 lb. Area mown on one charge: 14-inch, from 1,200 to 1,600 sq. yds.; 17-inch, from 1,400 to 1,900 sq. yds.; 20-inch, from 1,800 to 2,200 sq. yds. (depending on conditions).

PRICES 14-inch £42 0 0. 17-inch £48 0 0, 20-inch £58 0 0.

20-inch H.D. and 24-inch Models.

Engine: Powerful A.V.150 H.S. 4-stroke. Cooled by fan and cowl. Starter: Sturdy recoil. Clutch: Fitted with three tough friction discs. Rear Roller: 20-inch, Two-piece: Each section fitted with independent drive, 24-inch, Three-piece: Each section with independent drive. Cutting cylinder: 20-inch and 24-inch widths, 6 heavy duty blades; 68 cuts per yard. Front Rollers: Hardwood. Weight: 20-inch, 147 lb.; 24-inch, 160 lb. Tank Capacity: 4½ pints petrol. Fuel Consumption: 1½ pints per hour approx.

PRICES 20-inch £79 0 0. 24-inch £99 0 0.

17-inch and 20-inch Models.

Engine: Sturdy 4-stroke. Air-cooled by fan and cowl. Starter: Recoil. Clutch: Fitted with two tough friction discs. Rear Roller: Two-piece: Each section with independent drive. Roller Drive Release: For power to cutters only. Cutting Cylinder: 17-inch and 20-inch widths, 6 blades, 75 cuts per yard. Front Rollers: Hardwood, Wing nuts, Scraper bar. Weight: 17-inch, 110 lb.; 20-inch, 118 lb. Tank Capacity: 2½ pints. Fuel Consumption: 1½ pints per hour approx.


PRICES 17-inch £45 0 0. 20-inch £53 0 0.



17" and 20" Models.



12" Hand Mower



12" and 14" Models



14", 17" and 20" B.E. Models.




20" H.D. and 24" Models.

20-inch 'Special' Model.

Engine: Powerful A.V.150. H.S. 4-stroke. Air-cooled by fan and cowl. Starter: Recoil. Clutch: Fitted with three tough friction discs. Cutting Cylinder: 20-inch width, 12 blades, 45 cuts per foot. Cutter Release: Permitting machine to be driven with cutting cylinder disengaged. Rear Roller: Two-piece. Each section with independent drive. Front Rollers: Four aluminium sections, Scraper bar. Front Roller Brackets: Designed to avoid 'scalping' or undulating greens. Power Driven Transport Wheels: Weight: 155 lb. Tank Capacity: 4½ pints petrol. Fuel Consumption: 1½ pints per hour approx.

PRICE £90 0 0.




20" 'Special' Model.

20-inch H.D. Sidewheel Model.

Engine: Sturdy A.V.150 H.S. 4-stroke. Air-cooled by fan and cowl. Starter: Recoil. Clutch: Fitted with three tough friction discs. Frame: Robust all-steel construction. Drive: Ratchet and gear drive to wheels. Enclosed chain to cutting cylinder. Wheels: Rubber tyres, 11 inch dia. 3 inch wide. Cutting Cylinder: 20-inch width, 5 sturdy blades, 6 inch dia., 31 cuts per yard. Trailer Wheels: (for height of cut) Two solid rubber tyres with cast iron centres, 1½ inch wide 5 inch dia. providing 8 inch to 2 inch height of cut. Weight: 143 lb. Tank Capacity: 4½ pints petrol. Fuel Consumption: Approximately 1½ pints per hour.

PRICE £65 0 0.



20" H.D. Side-wheel Model.

18-inch and 21-inch Rotary Models.

Engine: A.V.150 V.S. 4-stroke. Air-cooled by fan and cowl. Starter: Recoil. Frame: All Steel. Drive: Direct to Rotary arm, with friction safety device. Wheels: With 8 inch diameter rubber tyres. Height of Cut: By 'Heightomatic', from 7 inch to 3½ inch. Four wheels adjusted simultaneously by lever, no tools. Cutters: 'Roto-Lift' balanced rotary cutting arm. Two knife blades with three cutting edges. Handles: Adjustable for height. Rigid or floating. Weight: 18-inch, 70 lb.; 21-inch, 95 lb. Tank Capacity: 18-inch, 4½ pints; 21-inch, 3½ pints.

PRICES 18-inch £31 0 0. 21-inch £38 0 0.




18" and 21" Rotary Models.

28-inch and 34-inch Models.

Engine: Powerful A.V. Mk. 25. Cooled by fan and cowl. Clutch: Metal to metal cone clutch of generous dimensions. Rear Roller: Three-piece with full self-lubricating differential. Cutting Cylinder: 28-inch and 34-inch widths. Six heavy duty blades, 81 cuts per yard. Front Rollers: Aluminium sections with grease-packed bushes. Starter: Kick Starter. Weight: 28-inch, 310 lb.; 34-inch, 333 lb. Tank Capacity: 4½ pints petrol. Fuel Consumption: 28-inch, approximately 1½ pints per hour; 34-inch, 2 pints per hour approx.

PRICES 28-inch £160 0 0. 34-inch £180 0 0.



28" and 34" Models.

The Atco Trailer Seat is available as an optional extra for the 24-inch, 28-inch and 34-inch models.

Details about Atco Gang mowers and the Multi-purpose Atcoscythe and its attachments are not included in this folder but separate literature for them is available upon request.